


Kaedra system



Index

General presentation	60
Selection guide	63
Enclosures for sockets	64
Interface enclosures	65
Enclosures for modular devices	66
Universal enclosures	67
The functional plates	68
Accessories	70

The most complete range of solutions for protection, control and distribution panels for tertiary and industrial applications.

The new range of Kaedra system watertight enclosures provides solutions to all equipment installation problems, such as sockets, modular protection devices, buttons and indicator devices, etc., in environments where maximum protection is needed both for people and the electrical equipment.

The expected solution for a complete, coherent system, designed for the installation of all the Schneider Electric equipment, combining safety, functionality, ergonomics and design.

- ☐ Enclosures for sockets
- ☐ Enclosures for modular devices
- ☐ Enclosures for modular devices with interface
- ☐ Interface enclosures
- ☐ Universal enclosures



Safety

Kaedra enclosures ensure maximum protection thanks to the following:

- ☐ IP65 protection;
- ☐ High resistance to shocks (IK09), chemical and atmospheric agents and UV rays;
- ☐ Materials and structure designed to guarantee double insulation and access only to authorized personnel.

In conformity with the IEC 670 standards for empty boxes, and IEC 439-3 standards for complete boards.

Ergonomics

The Kaedra enclosures provide ample wiring space enabling simplified cable entry and internal distribution. The doors and transparent flap-covers enable constant and immediate control of the operating conditions while the interface areas permit rapid access to the sockets or control devices. The standardized concept of the opening enables quick installation of all the equipment either directly or through functional plaques.

Design

The modern and rounded shapes of the Kaedra enclosures are the result of careful studies on product design and ergonomics, and are recommended for public areas without spoiling the architectural surroundings with purely technological features. The use of innovative colours enables them to fit in better with their surroundings while guaranteeing the principal needs of equipment visibility and control.

Enclosures for sockets

These are available in versions for 1 to 8 sockets and include new modular opening, which enable installation of all the PK series socket or integration of control and indicator devices.

Those versions are also available for installing new PK Unika interlocked sockets and blank versions for universal sockets.

Enclosures for modular devices

These are available in versions for 2 to 72 modules and enable installation of all modular equipment up to 125A, as well as combinations with equipment other than the modular type, thanks to the chassis and separate modular panels.

Enclosures for modular devices with interface

These are available in versions for 12, 24 and 36 modules and, thanks to the specific plaques, enable installation of other control, protection, and indicator device equipment on the panel front as well as domestic or industrial PK sockets.

These devices are accessible at any time maintaining the other modular equipment totally protected, that means without opening the door.

Interface enclosures

These are combinable with 2 or 3-unit modular enclosures and enable front installation of control, indicator devices and sockets. The internal volume provides convenient space for cable distribution within the enclosures.

Universal enclosures

These are available in 5 different sizes and enable the construction of control boards with non-modular equipment. These enclosures can be associated with all the Kaedra series enclosures enabling the construction of complete banks.



Association

The modular size of the Kaedra system enclosures enables them to be quickly associated both horizontally and vertically, allowing the board configuration to be adjusted according to the structural conditions of the installation environment. Furthermore, extensions can be made at any time by adjusting the panel according to the various needs.



Chassis

The Kaedra system enclosures, designed to accommodate modular devices, are equipped with an easily removable chassis to permit installation of equipment and wiring outside the board. This can be easily turned up side down to provide wide space for incoming and outgoing wiring. It is also possible to change the on-centre between the rails (150 mm in basic delivery version) and enabling an optimum use of the internal wiring space.







Operating details

The Kaedra enclosures have been constructed in close collaboration with the installers, enabling the integration of numerous functions designed to simplify their work. Here are some examples:

- the hinges are designed to enable enclosures to be opened without removing the cover;
- the dovetail joint on the chassis and on the base permit installation of wiring collars or terminal blocks;
- circuit identification labels, totally protected to ensure legibility even after numerous operations.

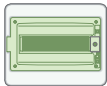
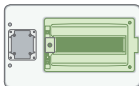

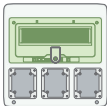
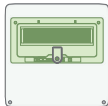
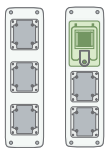
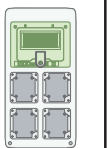
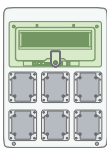
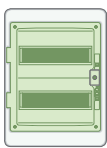
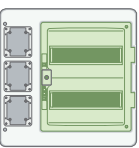
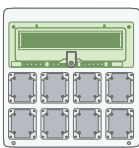
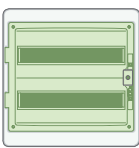

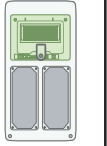
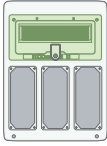
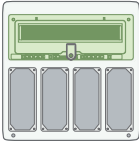

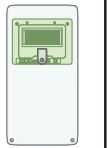
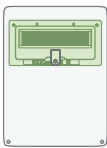
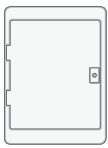
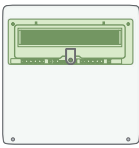
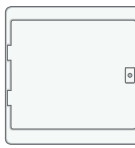

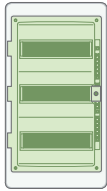
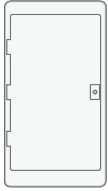
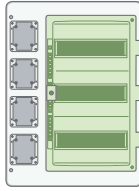
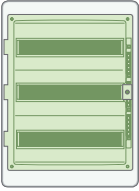
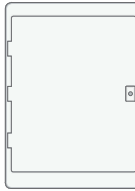
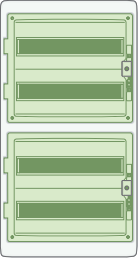



Watertight Mini-enclosures

Number of modules	4	4	4	3/3	4	6	8	12
Number of sockets	1	2	3					
								

Watertight enclosures

The modular dimension of Kaedra enclosures allows their combination vertically or horizontally.

	138	236	340	448
280			12 modules 	12 modules  18 modules 
335			12 + 1 mod.  12 + 1 mod. 	
460	5 mod. 	8 + 1 mod. 	12 + 1 mod.  2 x 12 mod. 	2 x 12 modules  18 + 1 modules  2 x 18 modules 
	5 mod. 	8 + 1 mod. 	12 + 1 mod. 	18 + 1 modules 
	5 mod. 	8 + 1 mod. 	12 + 1 mod.  	18 + 1 modules  
610			3 x 12 mod.  	3 x 12 modules  3 x 18 modules  
842				4 x 18 modules  

Kaedra system

Enclosures for sockets



Functions

They are designed for the quick installation of PK sockets thanks to the specific opening which can be closed by special plaques. These enclosures are available in three different versions:

- With 65 x 85 or 90 x 100 opening for PK sockets.
- With 103 x 225 opening for PK Unika panel mounted sockets.
- With blank panel, for fitting universal sockets.

Characteristics

- degree of protection, according to IEC 529 standards : IP 65
- degree of protection against external, mechanical impacts, according to EN 50 102 standards :IK09
- resistance to fire and abnormal heat, according to IEC 695-2-1 : 650°C
- inferior and superior walls with knock-outs for cable entry
- complete insulation characteristics according to EN 60439-1
- Materials :
 - housing made of self-extinguishing, engineering polymer
 - RAL colour 7035
 - knock-out holes for association accessories M32
 - Screws head plugs

Code for Mini enclosures for PK sockets

Dimensions H L P			18 mm modules	Opening 65 x 85	Supplied plaques Blank	Dissipated power	Code
248	98	98	4	1 vert.		10 watt	13175
310	98	98	4	2 horizont.	1	10 watt	13176
392	98	98	4	3 horizont.	1	10 watt	13177



Code for enclosure for PK sockets

Dimensions H L P			Modules 18 mm	Opening 90 x 100	Supplied plaques Blank Intermediate		Dissipated power	Code
460	138	160	5	2	1	2	12 watt	13178
460	236	160	8	4	2	4	15 watt	13179
335	340	160	12+1	3	1	3	28 watt	13180
460	340	160	12+1	6	2	6	28 watt	13181
460	448	160	18+1	8	2	8	39 watt	13182

Code for enclosure for PK Unika with interlocked switch

Dimensions H L P			18 mm Modules	Opening 103 x 225	Supplied plaques Blank	Dissipated power	Code
460	138	160	5	1		12 watt	13185
460	236	160	8	2	1	15 watt	13186
460	340	160	12+1	3	1	28 watt	13187
460	448	160	18+1	4	1	39 watt	13188

Code for universal enclosure for sockets

Dimensions H L P			18 mm Modules	Dissipated power	Code
460	138	160	5	12 watt	13189
460	236	160	8	15 watt	13190
335	340	160	12+1	28 watt	13191
460	340	160	12+1	28 watt	13192
460	448	160	18+1	39 watt	13193



Kaedra system

Enclosures for modular device with interface

Interface enclosures



Functions

Enclosures with interface are designed for the construction of distribution panels with modular equipment and include front opening, usually supplied closed, for the installation of control and indicator devices or PK sockets. These modular openings can be equipped by functional plaques. The interface enclosures are designed to be combined with socket or modular device enclosures to extend their use to frontal operation, by means of specific plaques, and to permit better internal wiring circulation.

Characteristics

- degree of protection, according to IEC 529 standards : IP 65
- degree of protection against external, mechanical impacts, according to EN 50 102 standards: IK09
- resistance to fire and abnormal heat, according to IEC 695-2-1 : 650°C
- inferior and superior walls with knock outs for cable entry
- equipped with terminal block
- complete insulation characteristics according to EN 60439-1
- Materials :
 - ☐ housing made of self-extinguishing, engineering polymer
 - ☐ RAL colour 7035
 - ☐ knock-out holes for association accessories M32
 - ☐ Screws head plugs



Code for enclosures for modular devices with interface

Dimensions			18 mm Modules	Opening 90 x 100	Supplied plaques		Dissipated power	Code
H	L	P			Blank	Intermediate		
280 x 448 x 160	12	1			1	1	30 watt	13990
460 x 448 x 160	24	3			3	1	37 watt	13991
610 x 448 x 160	36	4			4	1	50 watt	13992

Code for interface enclosures

Dimensions			Opening 90 x 100	Supplied plaques		Code
H	L	P		Blank	Intermediate	
460 x 138 x 125			3	3	1	13993
610 x 138 x 125			4	4	1	13994

Code for auxiliary elements

Description	Code
Plain modular panel	
to replace a modular panel	
for 12 modules width	13944
for 18 modules width	13945

Kaedra system

Enclosures for modular devices



Functions

The enclosures for modular devices are designed for the installation of devices for distribution and control. The enclosures also include a removable chassis with on-centre variables and reversible front modular panels.

Characteristics

- degree of protection, according to IEC 529 standards : IP 65
- degree of protection against external, mechanical impacts, according to EN 50 102 standards: IK09
- resistance to fire and abnormal heat, according to IEC 695-2-1 : 650°C
- inferior and superior walls with knock-outs for cable entry
- equipped with terminal block
- complete insulation characteristics according to EN 60439-1
- Materials :
 - housing made of self-extinguishing, engineering polymer
 - RAL colour 7035
 - knock-out holes for association accessories M32
 - Screws head plugs



Code for Mini enclosure for modular devices

Dimensions			18 mm	Dissipated	Code
H	L	P	Modules	power	
150 x	80 x	98	2/3	8 watt	13975
200 x	123 x	112	4	10 watt	13976
200 x	159 x	112	6	11 watt	13977
200 x	195 x	112	8	15 watt	13978
200 x	267 x	112	12	19 watt	13979



Code for enclosures for modular devices

Dimensions			18 mm	Dissipated	Code
H	L	P	Modules	power	
280 x 340 x 160	12	1 x 12		28 watt	13981
280 x 448 x 160	18	1 x 18		39 watt	13982
460 x 340 x 160	24	2 x 12		34 watt	13983
460 x 448 x 160	36	2 x 18		45 watt	13984
610 x 340 x 160	36	3 x 12		45 watt	13985
610 x 448 x 160	54	3 x 18		67 watt	13986
842 x 448 x 160	72	7 x 18		89 watt	13987

Code for auxiliary elements

Description	Code
Plain modular panel	
to replace a modular panel	
for 12 modules width	13944
for 18 modules width	13945

Functions

The universal enclosures are intended for the installation of non-modular devices fitted on universal rear panels and usually supplied with opaque door.

Characteristics

- degree of protection, according to IEC 529 standards: IP 65
- degree of protection against external, mechanical impacts, according to EN 50 102 standards: IK09
- resistance to fire and abnormal heat, according to IEC 695-2-1: 650°C
- inferior and superior walls with knock-outs for cable entry
- complete insulation characteristics according to EN 60439-1
- Materials:
 - ☐ housing made of self-extinguishing, engineering polymer
 - ☐ RAL colour 7035
 - ☐ knock-out holes for association accessories M32

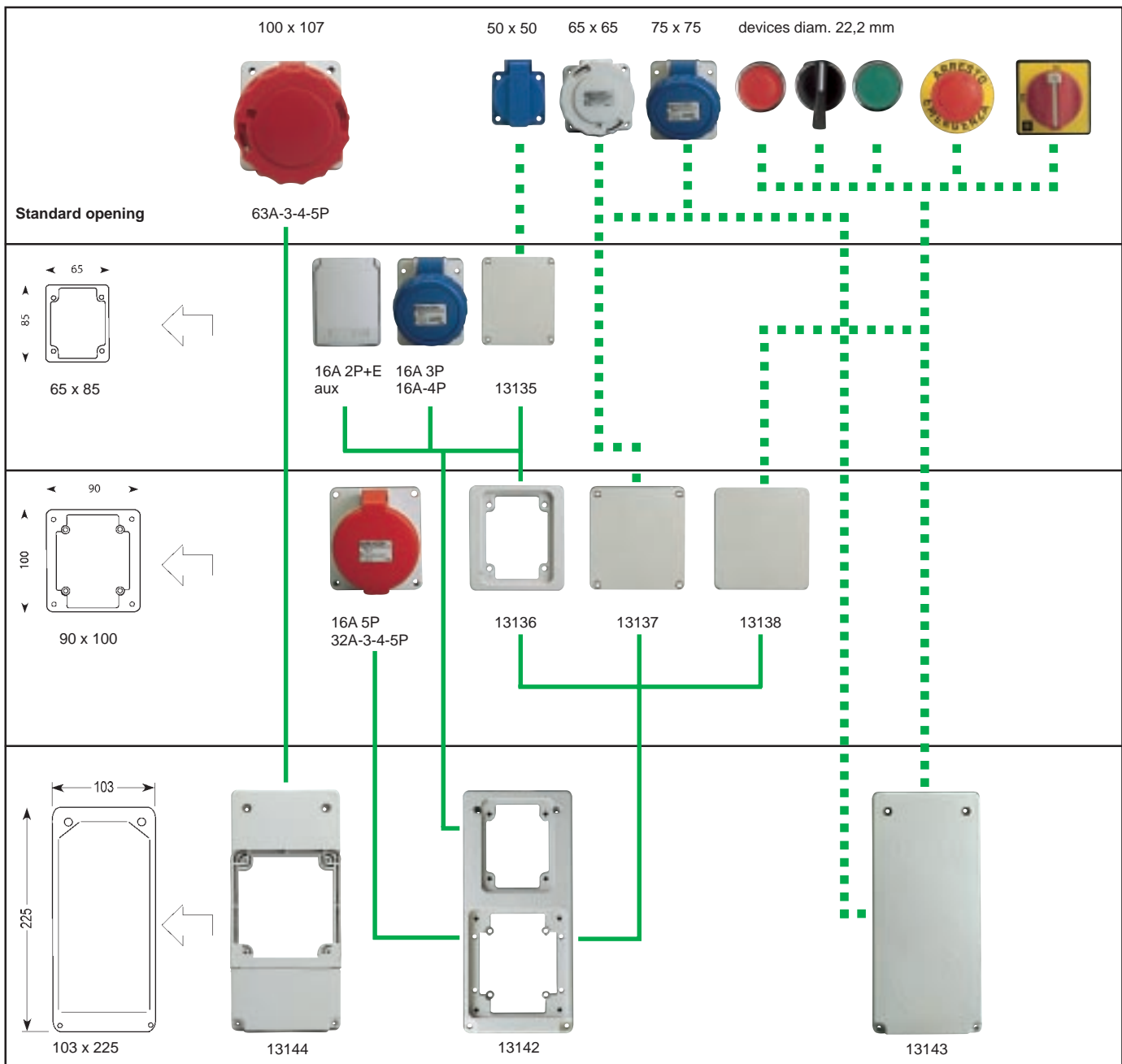


Code for universal enclosures

Dimensions			Dissipated power	Code
H	L	P		
460	340	160	34 watt	13195
460	448	160	45 watt	13196
610	340	160	45 watt	13197
610	448	160	67 watt	13198
842	448	160	89 watt	13199

Kaedra system

The functional plaques



The standard openings

All enclosures for sockets and enclosures for interface have different opening for functional plaques. There are three standard dimensions:

- 65 x 85 mm, for direct fixing of angled PK sockets of 16A 2P+E and 3P+E or of domestic sockets.

- 90 x 100 mm, for direct fixing of angled PK sockets of 16A 3P+N+E and of 32A. In the enclosures for sockets, these opening are normally delivered with intermediate plaques code 13136.

- 103 x 225 mm, for direct fixing of PK Unika sockets with interlocked switch and relative functional plaques.





13136



13142



13138



13143



Code of functional plaques

Denomination	Description	Code
Plaque for opening screw fixing	65 x 85 blank – marked for 1 socket 50 x 50	13135
Plaque for opening screw fixing	90 x 100 blank – marked for 1 socket 65 x 65 or 75 x 75	13137
clip fixing	blank – marked for button (1 or 2 x diam.22,2)	13138
	with identification label	13141
clip fixing	intermediate – with opening 65 x 85	13136
Interface Kit	90 x 100	
Clip fixing	for switch INS 63/80A	13139
	for modular devices 4P	13140
Plaque for opening screw fixing	103 x 225 blank – marked for 1 socket 75 x 75 or 65 x 65 and for button (1 or 2 x diam.22,2)	13143
	with 1 opening 65 x 85 and 1 opening 90 x 100	13142
	with 1 opening 100 x 107 for socket 63A	13144

Code of accessories for the installation

Denomination	Description	Code
Mounting plate for non-modular devices	Telequick – h 150 mm width 12 modules	13941
Inclined supports for terminal blocks for Mini-enclosures flat bar 12 x 2 – clip fixing	width 4 mod.	13361
	width 6 mod	13362
	width 8 mod	13363
	width 12 mod	13364
Inclined supports for terminal blocks for enclosures flat bar 12 x 2 – screw fixing	width 8 mod.	13925
	width 12 mod	13597
	width 18 mod	13598
Supports for terminal for enclosures bottom flat bar 12x2 – screw fixing	width 12 mod	13599
	width 18 mod	13595
Terminal blocks to be clipped on the support or on bottom by means of dove tile	4 hole	13575
to be clipped on the support or screw fixed on the bottom	width 85 mm 8 hole	13576
	width 202 mm 16 hole	13577
	width 202 mm 22 hole	13578
	width 202 mm 32 hole	13579
Protective cover the cover is clipped on to the terminal block for insulation IP 2X degree of protection colour green	for blocks 4 hole	13581
	8 hole	13582
	12- 22 and 32 hole	13583
colour red	for blocks 4 hole	13588
	8 hole	13584
	12- 22 and 32 hole	13585
colour blue	for blocks 4 hole	13589
	8 hole	13586
	12- 22 and 32 hole	13587
Collar for wiring to organize wiring into the enclosures clip fixed on the bottom on the chassis set of 5		13946

Code of accessories for enclosures installation

Denomination	Description	Code
Association kit M32	2 nipples + 2 nuts	13934
Wall-mounting brackets kit to fixing enclosures to wall	set of 4 for mini-enclosures for sockets	83929
	set of 4 for Kaedra enclosures	13935
Separator set to separate 2 rail DIN zones	for enclosure width 12 modules	13936
	for enclosure width 18 modules	13937
Sealing kit prevent access to the live parts by sealing the base with the cover or the panels (4 kits)		13947
Key lock	key	13948
	square	13950
	triangle	13949
Blanking plates	grey RAL7035, set of 10 (5 modules)	13940
Fear-lead	sachet	14190
PG thread cable glands in accordance with DIN 46320 – grey RAL7035 – complete with lock-nut		
	PG9 for cable 7 – 9 mm	83991
	PG11 9 – 11 mm	83992
	PG13,5 9 – 12 mm	83993
	PG16 10 – 13 mm	83994
	PG21 14 – 17 mm	83995
	PG29 16 – 26 mm	83996
	PG36 28 – 36 mm	83997
	PG42 30 – 38 mm	83998
	PG48 40 – 44 mm	83999



Accessories for the finish of enclosures

Denomination	Description	Code
Symbole plate ordinary	set of 10	13735
special	set of 10	13736
Label support sheet to be printed by Sismarker	set of 10	13260

